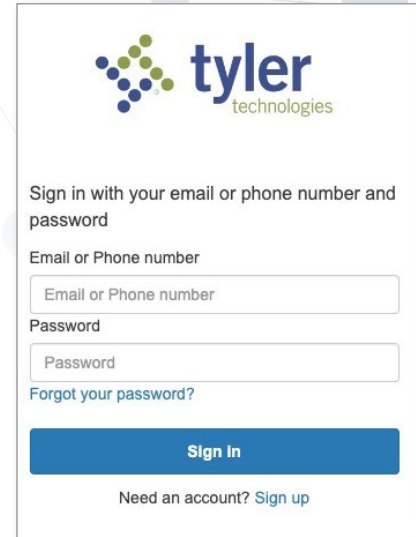


How to access the My Ride K-12 website

1. Using the Chrome browser, go to **myridek12.tylerapp.com**.
2. If you do not already have a registered email, click **Sign up**.
3. To register, enter your email address, a password, and name.
4. After registering, you will receive a confirmation email. Click on the link in your email to confirm your registration through the My Ride K-12 website.
5. When prompted, search for the name of the school district your child attends. If you need assistance, please contact your school district.
6. Enter the unique information required by your district to find your student. Repeat this step to add additional students. If you need assistance, please contact your school district.
7. Once you have linked to a student, click on that student's profile to see all relevant transportation information.

tyler
technologies

Sign in with your email or phone number and password

Email or Phone number

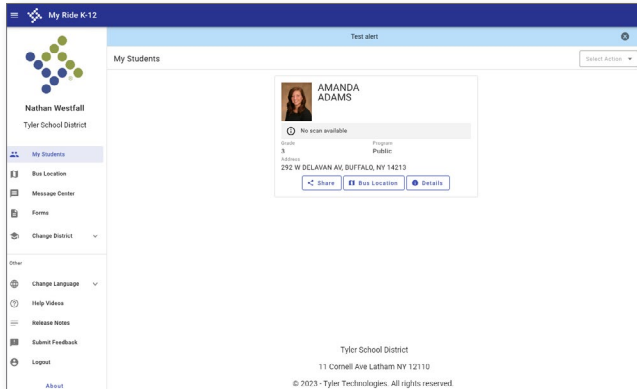
Password

[Forgot your password?](#)

Sign In

Need an account? [Sign up](#)

Login Screen



My Ride K-12

My Students

Nathan Westfall
Tyler School District

AMANDA ADAMS

250 W DELAWARE AVE, BUFFALO, NY 14213

[Share](#) [Bus Location](#) [Details](#)

Tyler School District
11 Cornell Ave Latham NY 12110
© 2023 - Tyler Technologies, All rights reserved.

My Ride K-12 Dashboard



Add Student

1 Student ID 2 Found 3 Summary

Student ID

[Cancel](#) [Next](#)

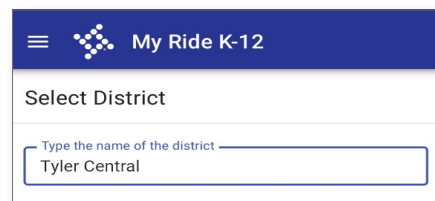
Find Your Student

8. To share a student link with another person, select a student and click the **Share** button.
9. Enter the email of the person you would like to share with. That person will receive a confirmation email that will automatically link them to the shared student(s). Recipients must register with My Ride K-12, if they have not already done so, to access the student's information.

...continued on back

How to access the My Ride K-12 mobile application

1. Download **My Ride K-12** from the Google Play Store or the Apple App Store.
2. After the app installation is complete, open My Ride K-12.
3. When prompted to find your school district, search for the name of the school district your child attends. If you need assistance, please contact your school district.
4. Once you have selected your district, you will proceed to the login page. If you do not already have a registered email, click **Register**.
5. To register, enter your email address, a password, and name.
6. After registering, you will receive a confirmation email. Tap on the link in your email to confirm your registration through the My Ride K-12 website.
7. Log in, then find a student by going to My Students and choosing the **+** button. This will present the **Add Student** screen.
8. Enter the unique information required by your district to find your student. Repeat this step to add additional students. If you need assistance, please contact your school district.
9. Once you have linked to a student, click on that student's profile to see all relevant transportation information.
10. Press the **Share** button to share a student link with someone else.
11. Enter the email of the person you would like to share with. That person will receive a confirmation email that will automatically link them to the shared student(s). Recipients must register with My Ride K-12, if they have not already done so, to access the student information.
12. Regularly check for updates to ensure that your device is running the latest version of the app.
13. Remain logged in to the app to receive district notifications, even when the app is not actively running.



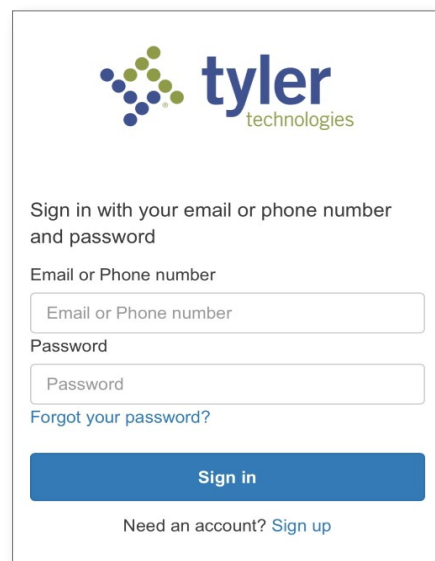
My Ride K-12

Select District

Type the name of the district

Tyler Central

[Find Your District](#)



tyler technologies

Sign in with your email or phone number and password

Email or Phone number

Email or Phone number

Password

Password

[Forgot your password?](#)

Sign in

Need an account? [Sign up](#)

[App Login Screen](#)

For more information or any ongoing support such as username and password information, bus stop location questions, or other needs please **contact your district's transportation department.**